
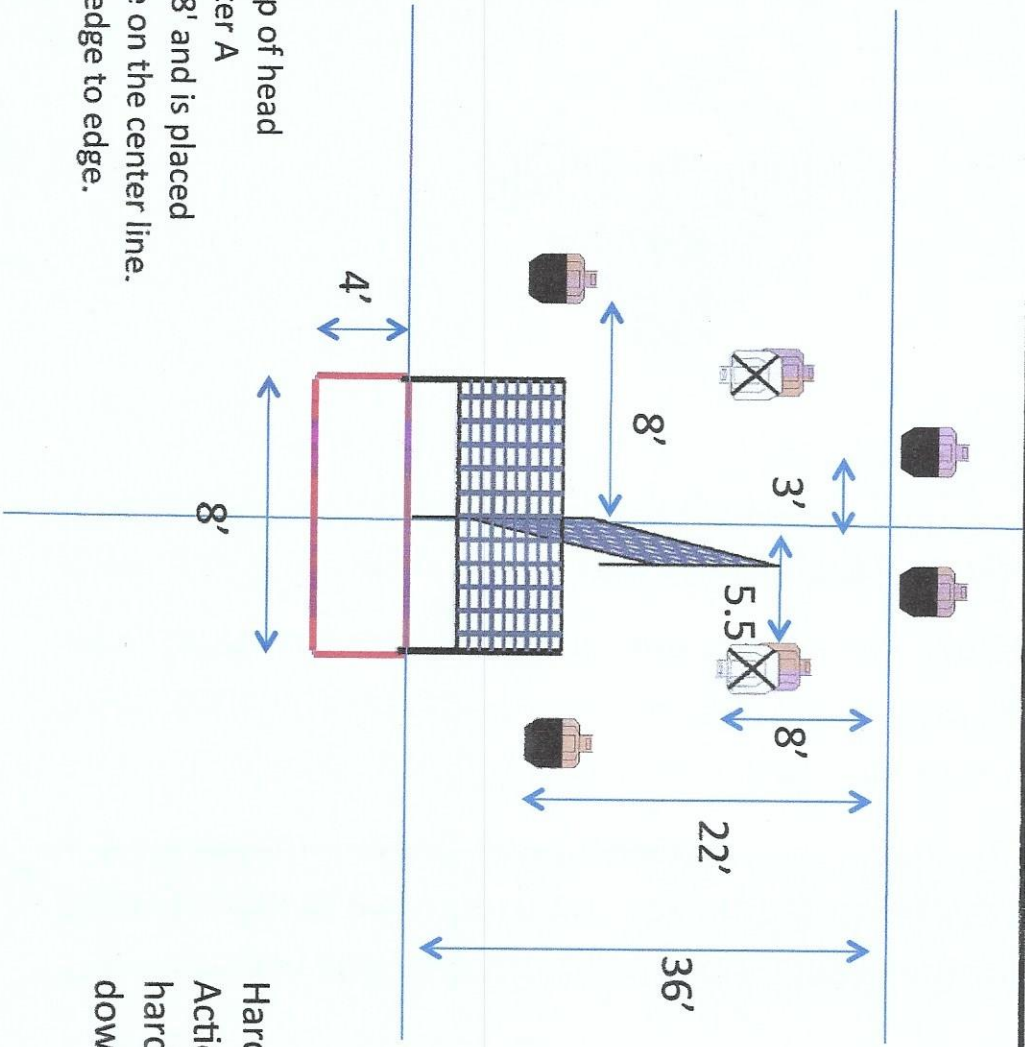


CM 19-03 Hi'er Love
 Course Designer: Jake from State Farm
 Rules: per USPSA Rules



START POSITION: Standing in the shooting area, wrist below belt, heels touching rear faultline GUN READY CONDITION: Loaded and holstered STAGE PROCEDURE: On signal engage targets as available.	SCORING: Comstock 12 Rounds, TARGETS: 6 USPSA SCORED HITS: Best 2 Steel 1 A START-STOP: Audible - Last shot PENALTIES: Per USPSA Rules
---	--



Targets are 5' to top of head
 NS to bottom of letter A
 Down range wall is 8' and is placed
 straight down range on the center line.
 Targets are spaced edge to edge.

Hardcover targets are the
 Action Target "half"
 hardcover, which is 5"
 down from shoulder perf

CM 19-03 HI'er Love


Written Stage Briefing

HI'er Love is a 12 round, 60-point, Comstock Short Course. There are 6 USPSA targets. The best 2 hits per cardboard will score.

The handgun start position is standing inside shooting area with heels touching anywhere on rear fault line, wrists below belt with handgun loaded and holstered.

The PCC start position is standing inside shooting area with heels touching anywhere on rear fault line, holding loaded PCC with safety on, stock on belt, and muzzle pointing downrange.

On the audible start signal, engage targets as they become available from within the shooting area.



Too Fast

Too Fast is a **16 round, 80 point Fixed Time** course of fire. There are **8 classic targets**. The best **2 hits per target** will score. The start signal is Audible.


The start position is standing **outside** the shooting area, facing **down range** with wrists **below belt**, **toes** touching X marks. Handgun is **loaded** and **holstered**.


PCC start position is standing **outside** the shooting area, facing down range, **toes** touching X marks. Stock on belt, muzzle pointed down range, **loaded** carbine **held in both hands with safety on**.

String 1: On the audible start signal, from within the shooting area, engage T1-4 with 1 round each, perform a mandatory reload and engage T5-8 with 1 round each.

String 2: On the audible start signal, from within the shooting area, engage T5-8 with 1 round each, perform a mandatory reload and engage T1-4 with 1 round each.

String 2 starts with opposite array of string 1. Can be shot in either order. Fixed Time of 6 seconds.

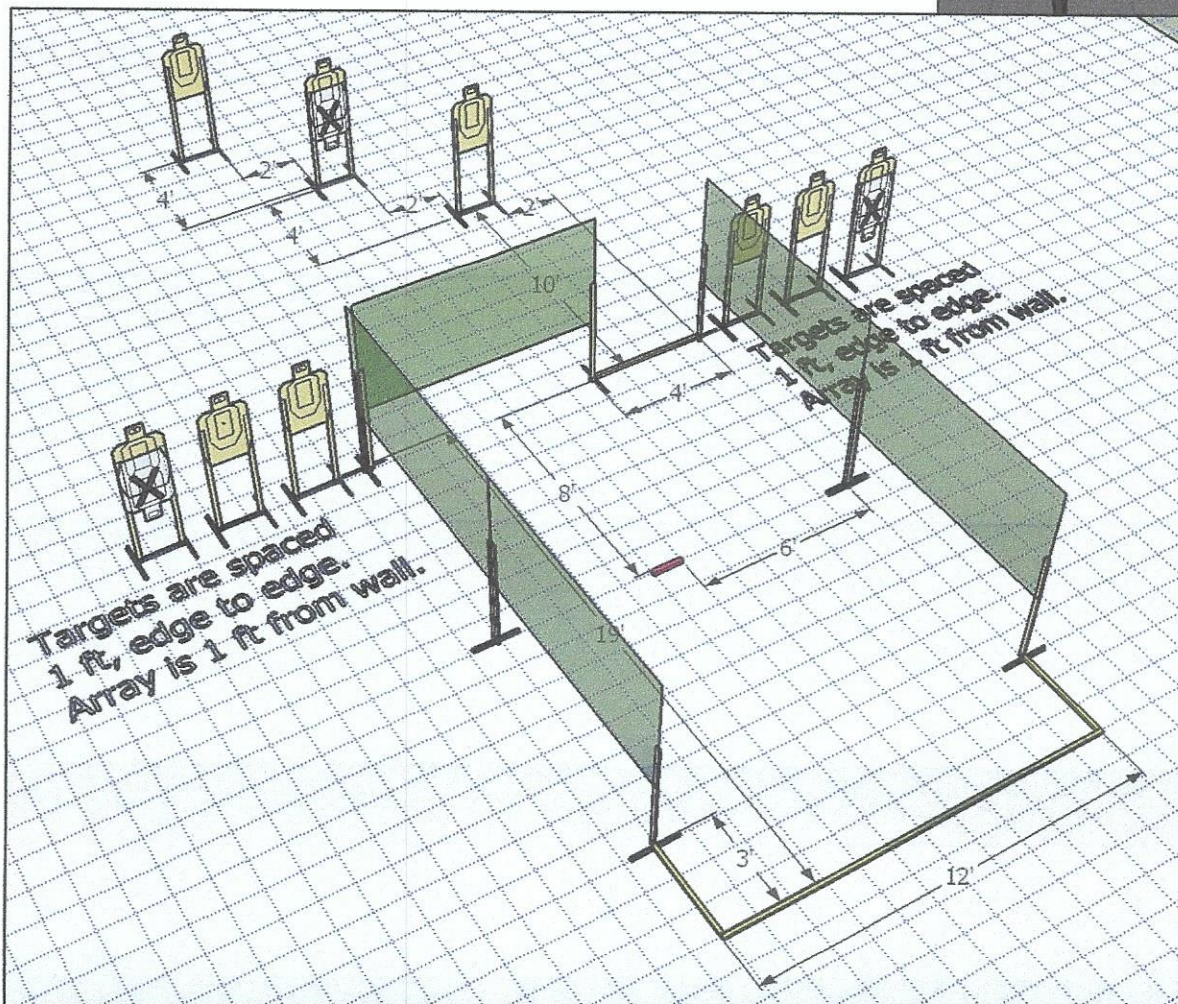
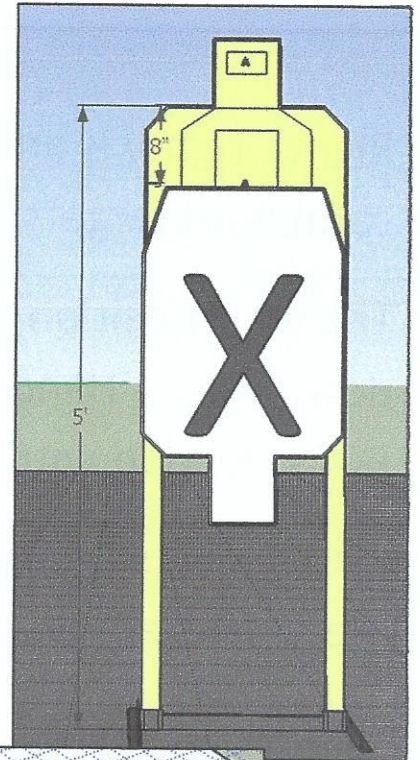





Set-up Notes

- The shooting area is 12 ft wide by 19 ft long
- The walls are 8 ft long
- The start stick is 1 ft in length, it is centered 8 ft back from forward wall and 6 ft over from side wall
- Right and left targets are 1 ft off the side walls and 1 ft apart edge to edge
- The right-side edge of the first downrange target is 2 ft over from right side wall (center of the forward 4 ft fault line)
- The targets are 2 ft apart edge to edge and 4 ft back from each other
- The no-shoots are 8 inches down from top of shoulder, targets are 5 feet at shoulders.

Scoring questions - With the last three targets engaged must ONLY be engaged Strong Hand Only rule must be applied (10.2.8). 10.2.8.3 - Using the other hand on a barricade or another prop to increase stability while firing shots.





Written Stage Briefing

Righty Tightly is an 18 round Comstock course. There are 9 USPSA cardboard targets.

The start position is both feet touching start stick, facing downrange. Handgun is loaded and holstered, wrists below belt. PCC is loaded with safety on, held in both hands, stock on belt.

On audible start signal, engage targets from within the shooting area. The last **three** targets must ONLY be engaged *strong hand only*.

Are there any questions? You have five minutes to inspect the stage.

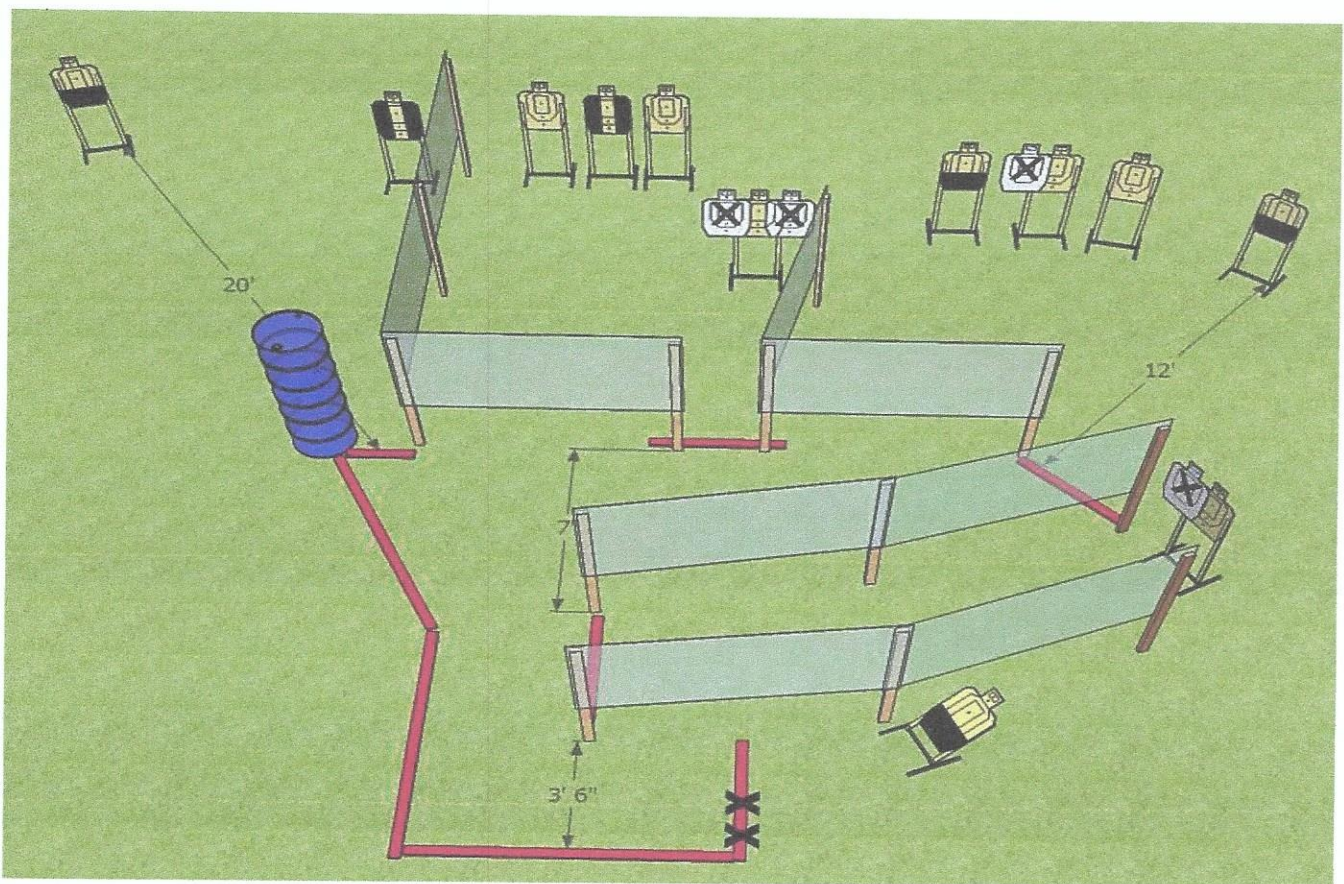
Just The Place For It

Just the place for it is a 24 round, 120 point **Comstock** course of fire. There are 12 metric targets. The best 2 hits per target will score. The start signal is Audible.

The start position is standing **inside** the shooting area, facing **down** range with wrists **below belt**, **heels** touching X marks. Handgun is **loaded** and **holstered**.

PCC start position is standing **inside** the shooting area, facing down range, **heels** touching X marks. Stock on belt, muzzle pointed down range, **loaded** carbine **held in both hands with safety on**.

On the audible start signal, from within the shooting area, engage all targets as they become visible.




At the Beach

At the Beach is a 32 round, 160 point **Comstock** course of fire. There are **16** metric targets. The best **2** hits per target will score. The start signal is Audible.

The start position is standing **outside** the shooting area, facing **down** range with fingers touching ears, **toes** touching X marks. Handgun is **loaded** and **holstered**.

PCC start position is standing **outside** the shooting area, facing down range, **toes** touching X marks. Stock on belt, muzzle pointed down range, **loaded** carbine held in **both hands with safety on**.

On the audible start signal, from within the shooting area, engage all targets as they become visible.



Slash and Burn

Slash and Burn is a **38** round, **190** point **Comstock** course of fire. There are **19** metric targets. The best **2** hits per target will score. The start signal is Audible.

The start position is standing **outside** the shooting area, facing **down** range with wrists **below belt**, **toes** touching X marks. Handgun is **loaded** and **holstered**.

PCC start position is standing **outside** the shooting area, facing down range, **toes** touching X marks. Stock on belt, muzzle pointed down range, **loaded** carbine **held in both hands** with **safety on**.

On the audible start signal, from within the shooting area, engage all targets as they become visible.

