



CM 03-09

On The Move

RULES: USPSA Handgun Competition Rules, current edition **COURSE DESIGNER:** Bill Chunn — Modifications by US Design Team

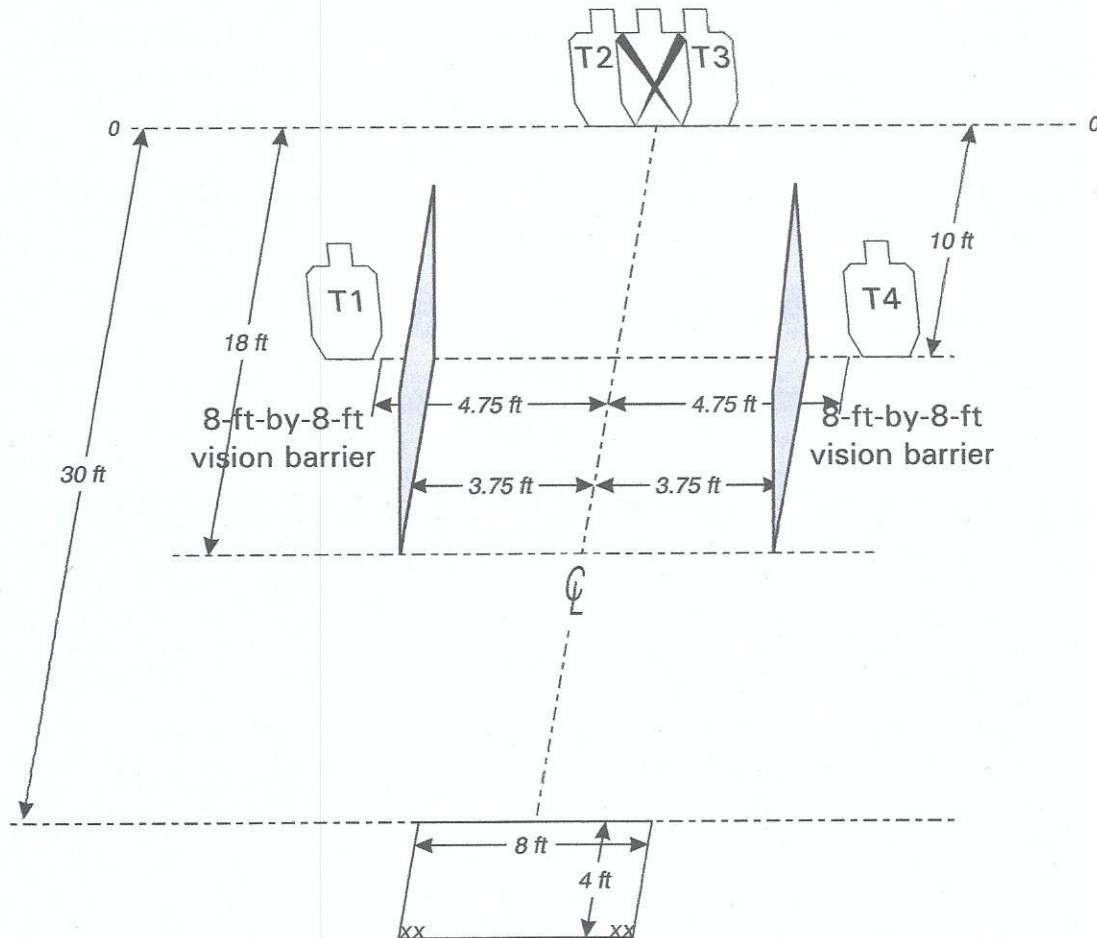
START POSITION: String 1 - Standing at either end of shooting area with heels touching X marks, hands hanging naturally at sides. String 2 - Standing at opposite end with heels touching X marks, hands hanging at sides. Handgun is loaded and holstered as per ready condition in rule 8.1.1 and 8.1.2.

STAGE PROCEDURE

- String 1. Upon start signal, engage T1-T4 with two rounds each as they become visible.
- String 2. Upon start signal, engage T1-T4 with two rounds each as they become visible.

SCORING

- SCORING:** Virginia Count, 16 rounds, 80 points
- TARGETS:** 4 Metric
- SCORED HITS:** Best 4/paper
- START - STOP:** Audible - Last shot
- PENALTIES:** Per current edition USPSA Handgun Competition Rules



SETUP NOTES: Set paper targets to 5 feet at shoulders. The perforations of the no-shoot borders overlay the perforations of the lower A zones on T2 and T3.



CM 03-09 On the Move


Written Stage Briefing

On the Move is a 16 round, 80 point Virginia Count classifier course. There are 4 metric targets. The best 4 hits per target will score. The start signal is audible.

The start position for string 1 is standing at either end of the shooting area with heels on Xs, facing down range with hands relaxed at sides. The start position for string 2 is standing at the opposite end of the shooting area from string 1 with heels on Xs, facing down range with hands relaxed at sides. Handgun is loaded and holstered.

PCC start position for string one is standing at either end of the box with heels on Xs, facing downrange, stock on belt, muzzle downrange, loaded carbine held in both hands with safety on. Start position for string two is standing at the opposite end of the box with heels on Xs, facing downrange, stock on belt, muzzle downrange, loaded carbine held in both hands with safety on.

For strings 1 and 2, on the audible start signal, engage each target with two rounds each from within the fault lines.



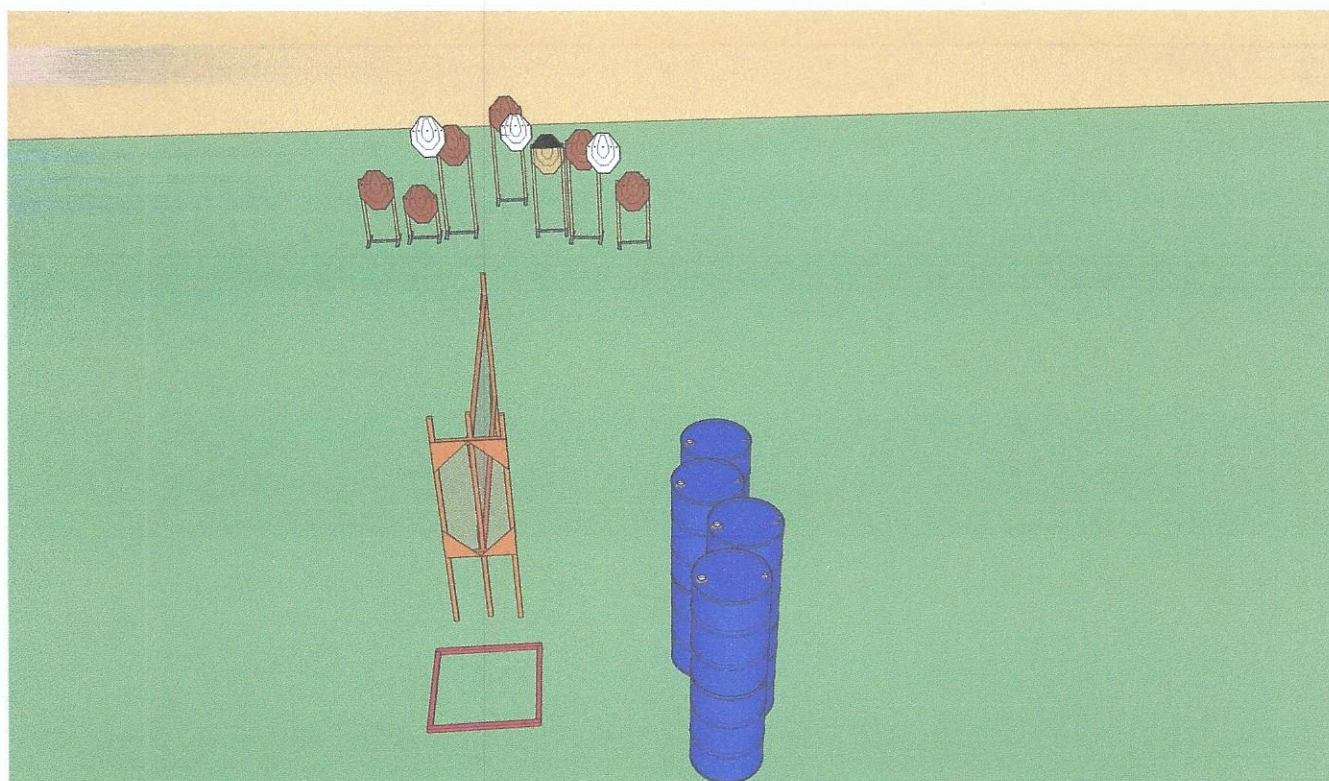
Switch Sides


Switch Sides is a 14 round, 70 point **Virginia Count** course of fire. There are 7 classic targets. The best 2 hits per target will score. The start signal is Audible.

The start position is standing **inside** the shooting area, facing **down** range with wrists **below belt**. Handgun is **loaded** and **holstered**.

PCC start position is standing **inside** the shooting area, facing down range. Stock on belt, muzzle pointed down range, **loaded** carbine **held in both hands with safety on**.

On the audible start signal, from within the shooting area, engage T1-3 from left side, T5-7 from right side, T4 from either side.





CM 20-01

Wish You Were Here

Scoring: Comstock course of fire

Targets: 5 USPSA cardboard targets 2 fullsize USPSA Poppers

Rounds: 12

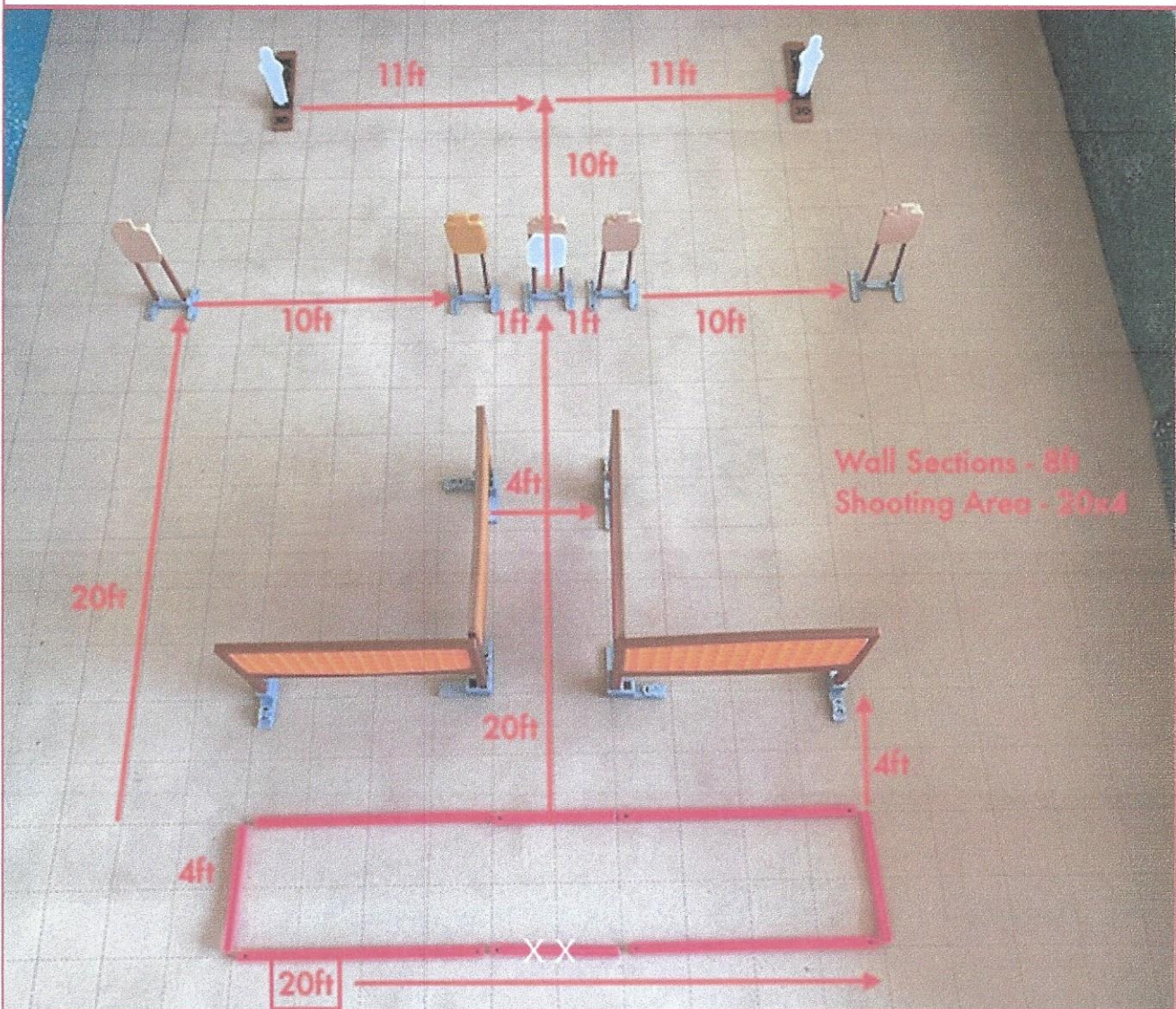
Condition: Loaded and holstered

Start Position: Feet touching marks, wrists below belt.

PCC stock on belt generally downrange

The start is audible

Procedure: Engage targets from within the shooting area.



SETUP NOTES

Targets are 5' to top of target.

No Shoot inverted at 5 inches below A zone perf.



CM 20-01 Wish You Were Here


Written Stage Briefing

Wish You Were Here is a 12 round, 60-point, Comstock Classifier course. There are 5 USPSA targets and 2 USPSA Poppers.

The handgun start position is standing inside the shooting area, feet touching marks, wrists below belt, with handgun loaded and holstered.

The PCC start position is standing inside the shooting area, feet touching marks, loaded PCC held in both hands, safety on, stock touching belt, muzzle generally downrange.

On the audible start signal, engage targets as they become available from within the shooting area.



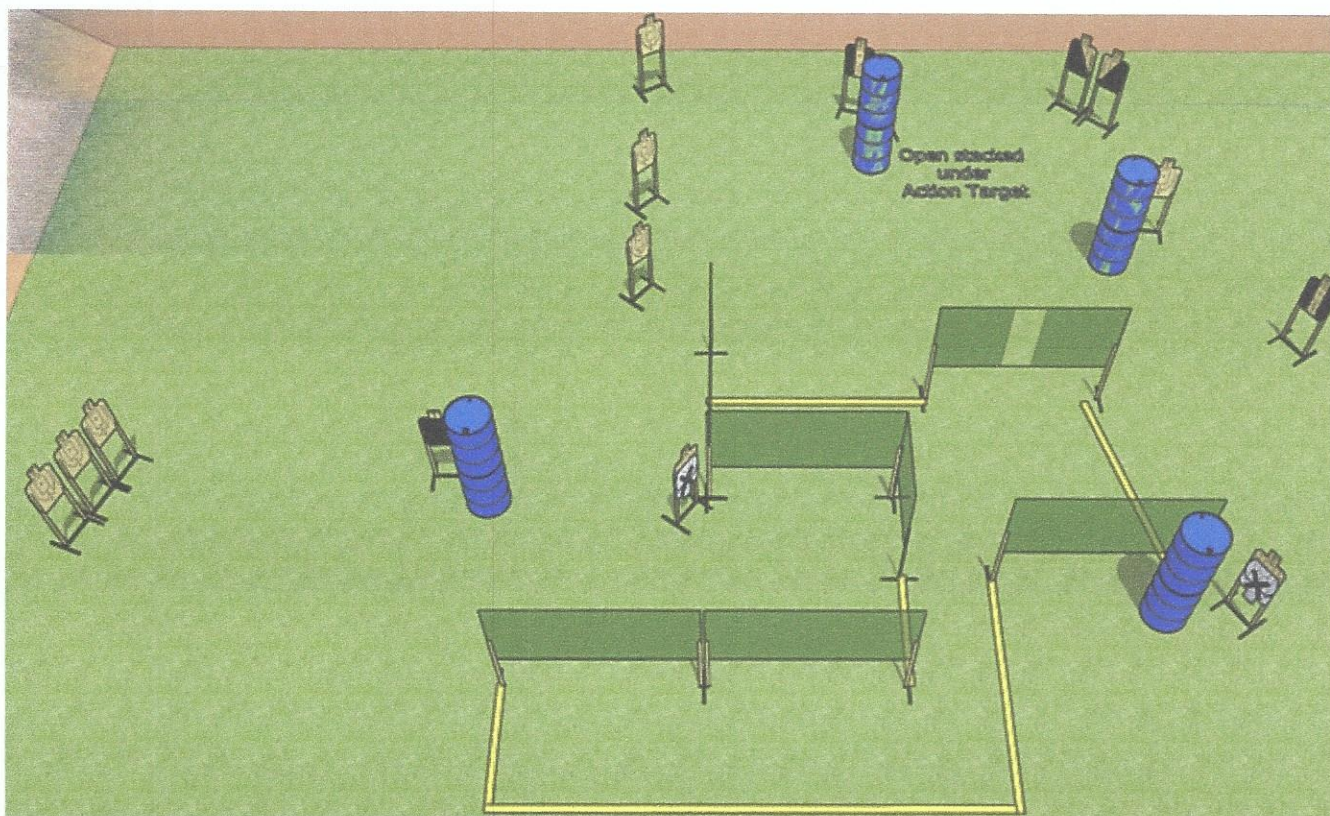
Break Down

Break Down is a 32 round, 160 point **Comstock** course of fire. There are **16** metric targets. The best 2 hits per target will score. The start signal is Audible.

The start position is standing anywhere **inside** the shooting area, facing **down** range with wrists **below belt**. Handgun is **loaded** and **holstered**.

PCC start position is standing anywhere **inside** the shooting area, facing down range. Stock on belt, muzzle pointed down range, **loaded** carbine **held in both hands with safety on**.

On the audible start signal, from within the shooting area, engage all targets as they become visible.



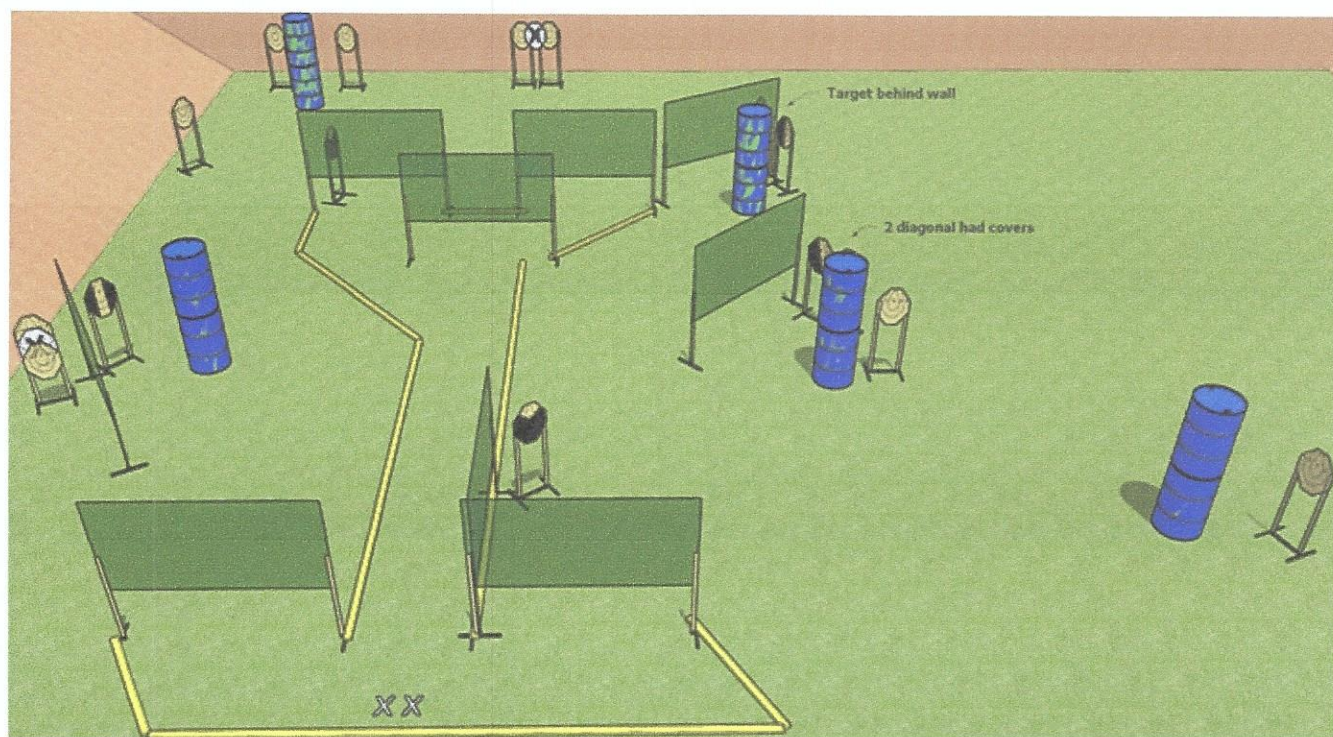
Whatcha Doin

Whatcha doin is a 32 round, 160 point **Comstock** course of fire. There are 16 classic targets. The best 2 hits per target will score. The start signal is Audible.

The start position is standing **inside** the shooting area, facing **down** range with wrists **below belt**, **heels** touching X marks. Handgun is **loaded** and **holstered**.

PCC start position is standing **inside** the shooting area, facing down range, **heels** touching X marks. Stock on belt, muzzle pointed down range, **loaded** carbine **held in both hands with safety on**.

On the audible start signal, from within the shooting area, engage all targets as they become visible.



Vengeance

Vengeance is a 22 round, 110 point **Comstock** course of fire. There are 10 metric targets and 2 mini poppers. The best 2 hits per target will score, steel must fall to score. The start signal is Audible.

The start position is standing **outside** the shooting area, facing **down** range with wrists **below belt**, **toes** touching X marks. Handgun is **loaded** and **holstered**.

PCC start position is standing **outside** the shooting area, facing down range, **toes** touching X marks. Stock on belt, muzzle pointed down range, **loaded** carbine **held in both hands with safety on**.

On the audible start signal, from within the shooting area, engage all targets as they become visible.

