

CM 20-03 Déjà vu All Over Again


Written Stage Briefing

Déjà vu All Over Again is a 12 round, 60-point, Comstock Classifier course. There are 4 USPSA targets, 2 USPSA Poppers, and 2 USPSA Mini-Poppers.

The handgun start position is standing anywhere in the shooting area, wrists below belt, handgun loaded and holstered.

The PCC start position is standing anywhere in the shooting area, loaded PCC held in both hands, safety on, stock on belt, muzzle generally downrange.

On the audible start signal, engage targets as available from within the shooting area.



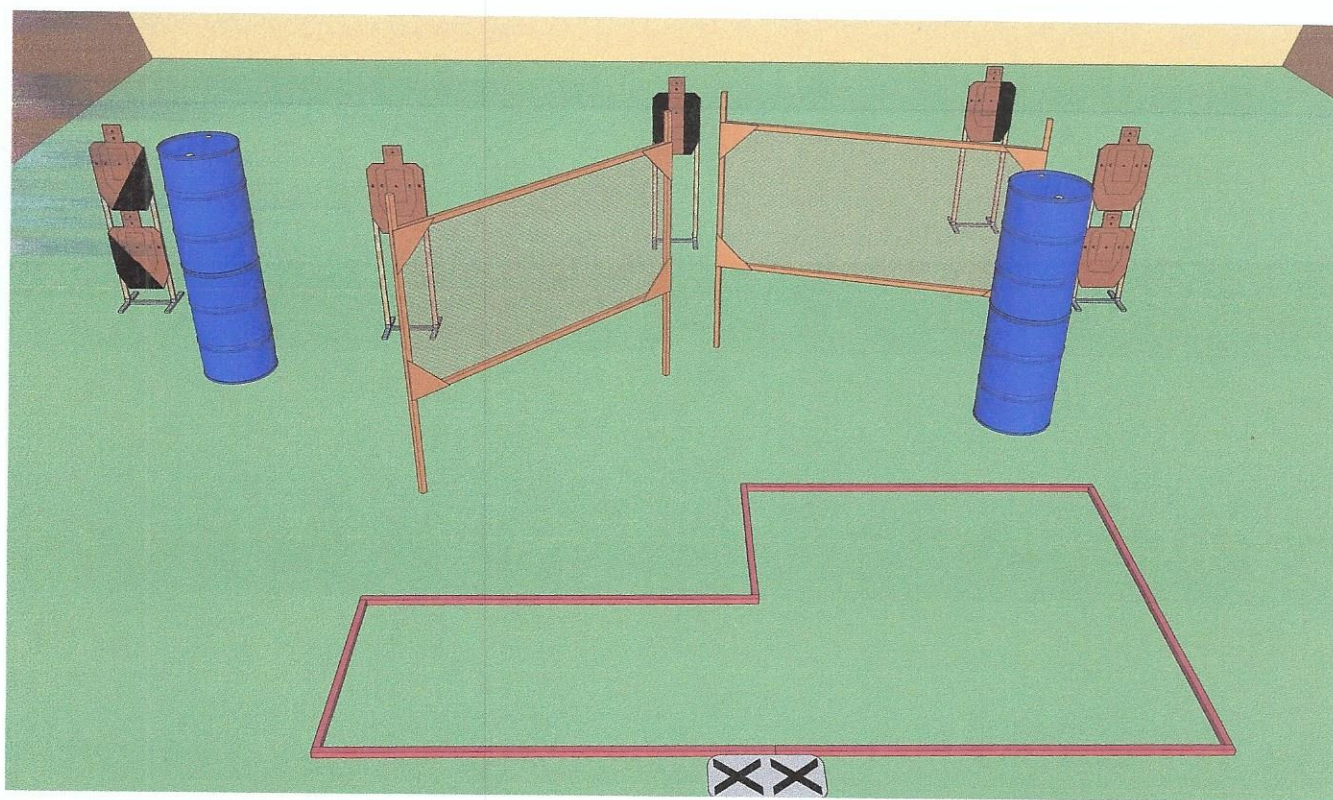
Short Time

Short Time is a **14** round, **70** point **Comstock** course of fire. There are **7** metric targets. The best **2** hits per target will score. The start signal is Audible.

The start position is standing **outside** the shooting area, facing **down** range with wrists **above shoulders**, **toes** touching X marks. Handgun is **loaded** and **holstered**.

PCC start position is standing **outside** the shooting area, facing down range, **toes** touching X marks. Stock on belt, muzzle pointed down range, **loaded** carbine **held in both hands with safety on**.

On the audible start signal, from within the shooting area, engage all targets as they become visible.





CM 19-01 HI-Jinx
Course Designer: David Jenkins
Rules: per USPSA Rules

START POSITION: Standing in the shooting area, wrist below belt.

GUN READY CONDITION: Loaded and holstered

STAGE PROCEDURE: On signal engage targets as available.

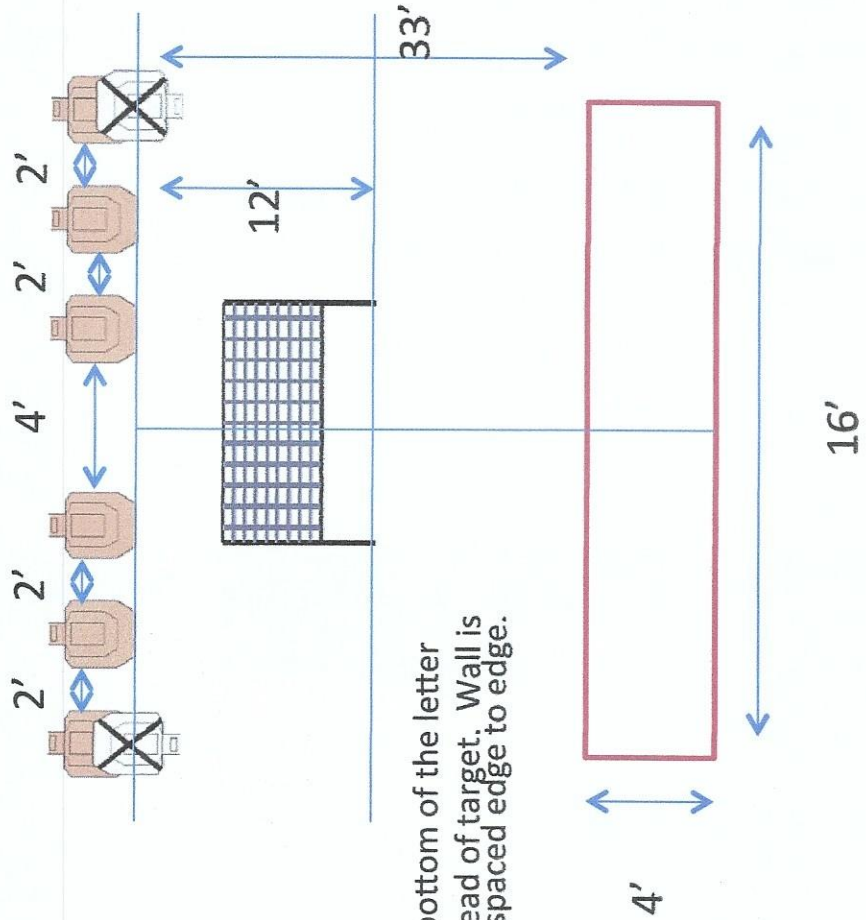
SCORING: Comstock 12 Rounds,

TARGETS: 6 USPSA

SCORED HITS: Best 2

START-STOP: Audible - Last shot

PENALTIES: Per USPSA Rules



NS even with the bottom of the letter
"A" 5' to top of head of target. Wall is
8' x 6'. Targets are spaced edge to edge.

CM 19-01 HI-Jinx


Written Stage Briefing

HI Jinx is a 12 round, 60-point, Comstock Short Course. There are 6 USPSA targets. The best 2 hits per cardboard will score.

The handgun start position is standing anywhere inside the shooting area, wrists below belt with handgun loaded and holstered.

The PCC start position is standing anywhere inside shooting area, holding loaded PCC with safety on, stock on belt, muzzle pointing downrange.

On the audible start signal, engage targets as they become available from within the shooting area.



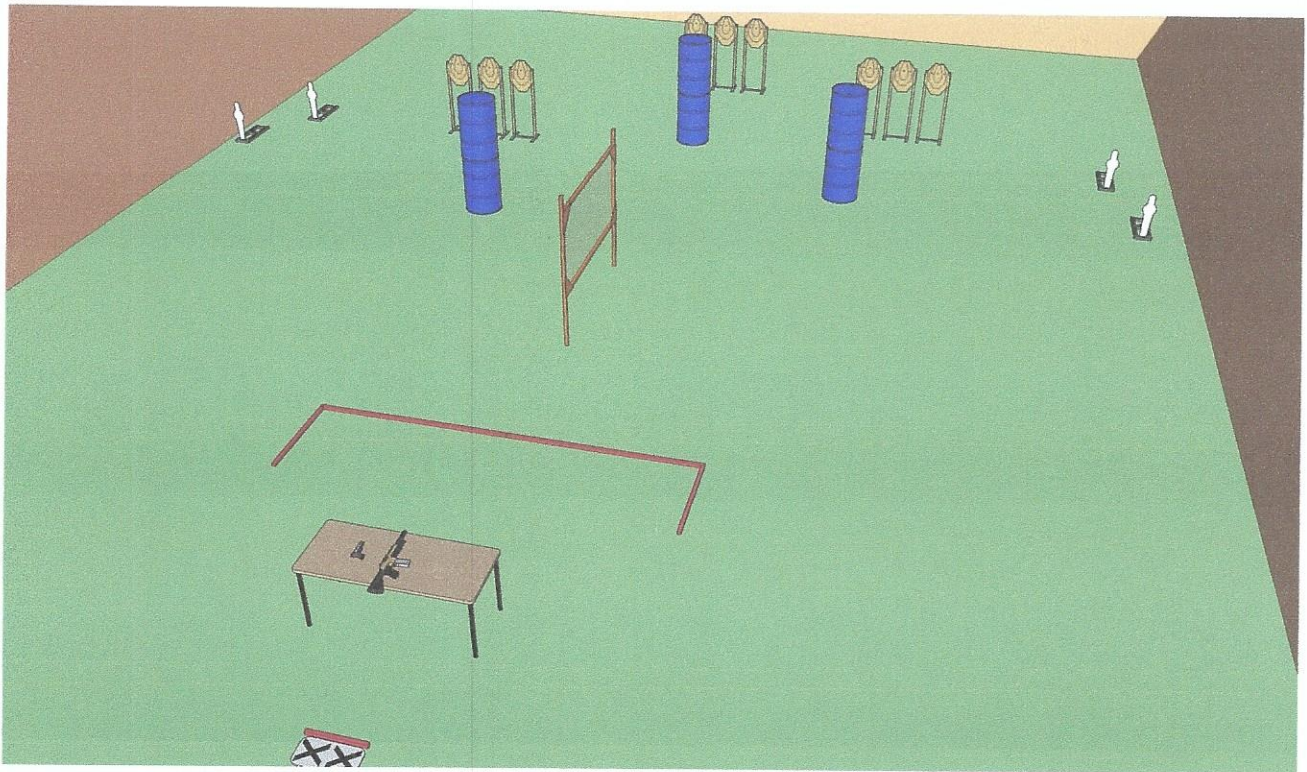
Triple Down – Bay 5

Triple Down is a **31** round, **155** point **Comstock** course of fire. There are **9** classic targets, and **3** poppers. The best **3** hits per target will score, steel must fall to score. The start signal is Audible.

The start position is standing **outside** the shooting area, facing **down** range with fingers touching ears/muffs, **toes** touching X marks. Handgun is **loaded, flat and unsupported on table**.

PCC start position is standing **outside** the shooting area, facing down range, **toes** touching X marks, fingers touching ears/muffs. Loaded, flat and unsupported on table **with safety on**.

On the audible start signal, from within the shooting area, engage all targets as they become visible.



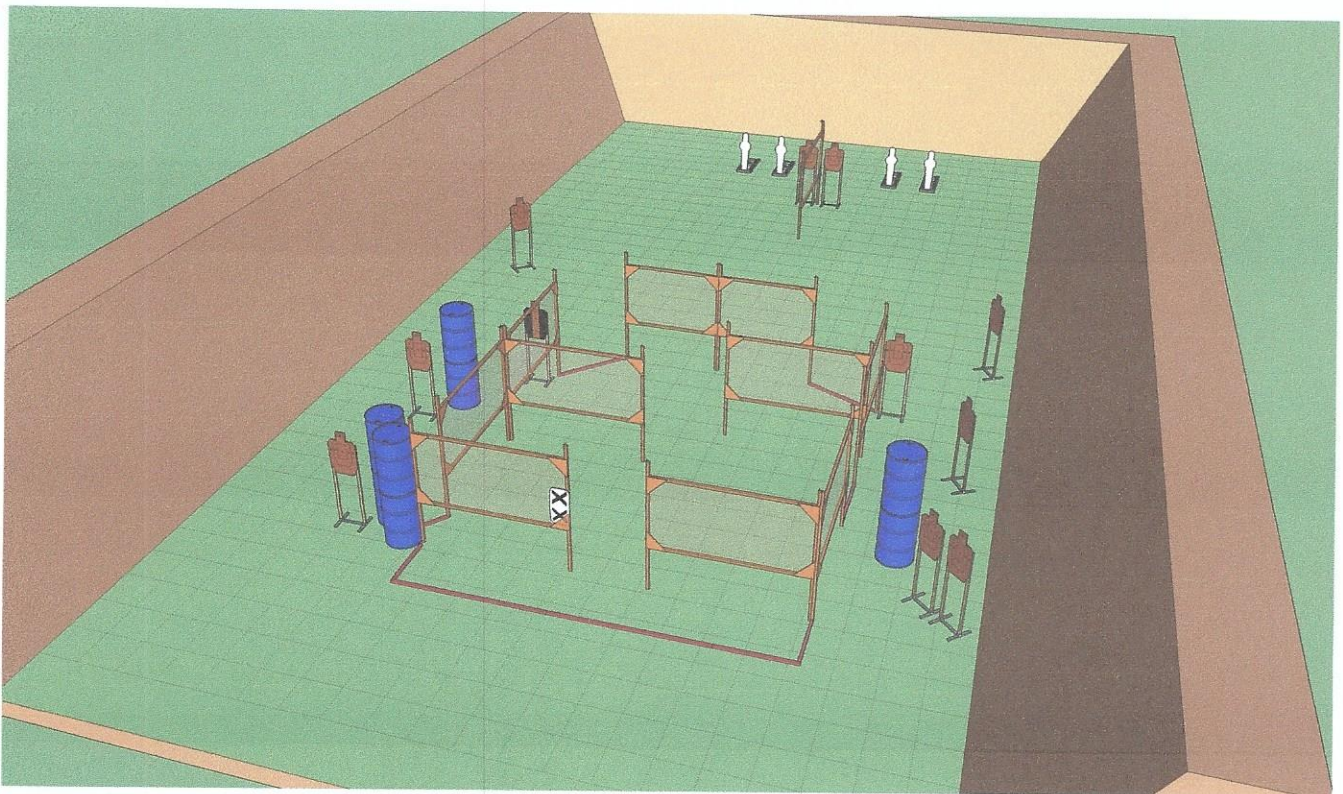
Fortress

Fortress is a 26 round, 130 point **Comstock** course of fire. There are 11 metric targets, and 4 poppers. The best 2 hits per target will score, steel must fall to score. The start signal is Audible.

The start position is standing in the shooting area, facing down range with both hands touching X marks. Handgun is loaded and holstered.

PCC start position is standing in the shooting area, facing down range, muzzle touching lower X mark. Stock on belt, loaded carbine held in both hands with safety on.

On the audible start signal, from within the shooting area, engage all targets as they become visible.



For The Trees

For The Trees is a 31 round, 155 point **Comstock** course of fire. There are 15 metric targets and 1 popper. The best 2 hits per target will score, steel must fall to score. The start signal is Audible.

The start position is seated in chair, hands on X marks. **UN-LOADED** handgun or pcc and 1st magazine **flat on table**.

On the audible start signal, load firearm with table magazine and from within the shooting area, engage all targets as they become visible.

