



CM 13-01

Disaster Factor

RULES: USPSA Handgun Competition Rules, Current Edition **COURSE DESIGNER:** Robert Porter

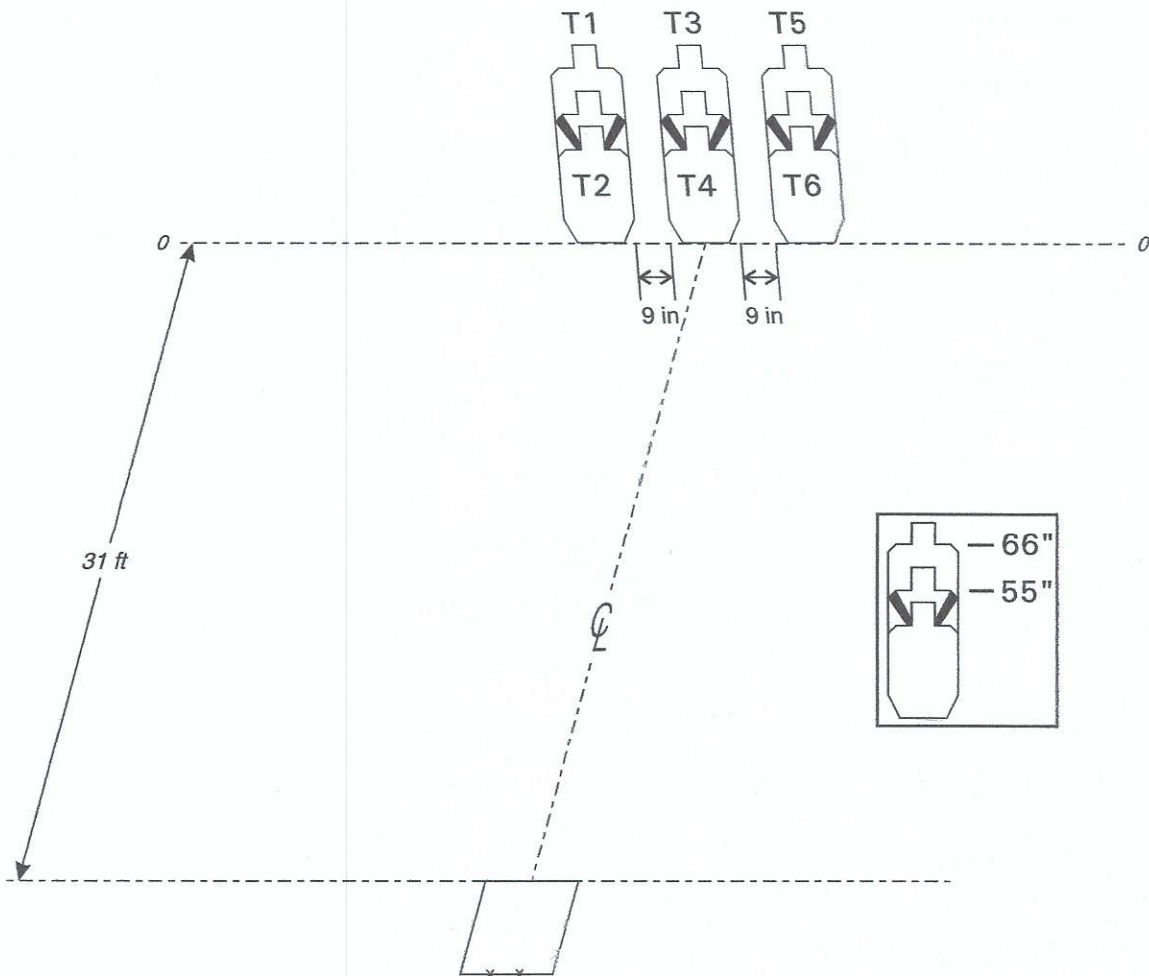
START POSITION: Standing inside the fault lines, toes touching marks, facing uprange, wrists above respective shoulders. Gun is loaded and holstered.

STAGE PROCEDURE

Upon start signal, turn, then draw and engage either the upper or lower three targets with only two rounds each, perform a mandatory reload, and engage the remaining three-target array with only two rounds each from within the box.

SCORING

SCORING: Virginia Count, 12 rounds, 60 points
TARGETS: 6 Metric
SCORED HITS: Best 2/paper
START - STOP: Audible - Last Shot
PENALTIES: Per current edition of USPSA Handgun Competition Rules



SETUP NOTES: Targets are set at 31 feet from the front of the shooting box, and are spaced 9 inches apart, edge to edge. The shoulders of T1, T3, and T5 are at 66 inches. The shoulders of the no-shoots are at 55 inches. Set the top edges of T2, T4, and T6 at 7.5 inches below



the top edge of the no-shoot.) All targets must be aligned vertically, edge to edge. The shooting box is a standard 3 foot by 3 foot box. The X marks are to be 12 inches in from each side of the box.

13- 01 Disaster Factor


Written Stage Briefing

Disaster Factor is a 12 round, 60 point Virginia Count classifier course. There are 6 Metric targets. The best 2 hits per target will score. The start signal is audible.

The start position is standing inside the fault lines, facing uprange with your wrists above your respective shoulders, toes touching the marks. Your gun will be loaded and holstered. PCC start position is standing inside the fault lines, facing downrange, stock on belt, muzzle downrange, loaded carbine held in both hands with safety on.

On the start signal, turn then draw and engage either the upper or lower three target array with only 2 rounds per target, make a mandatory reload and engage the other 3 target array with only 2 rounds per target while remaining in the shooting area. No turn for PCC.

You may engage the targets in each array in any order, but must make a reload before changing arrays.



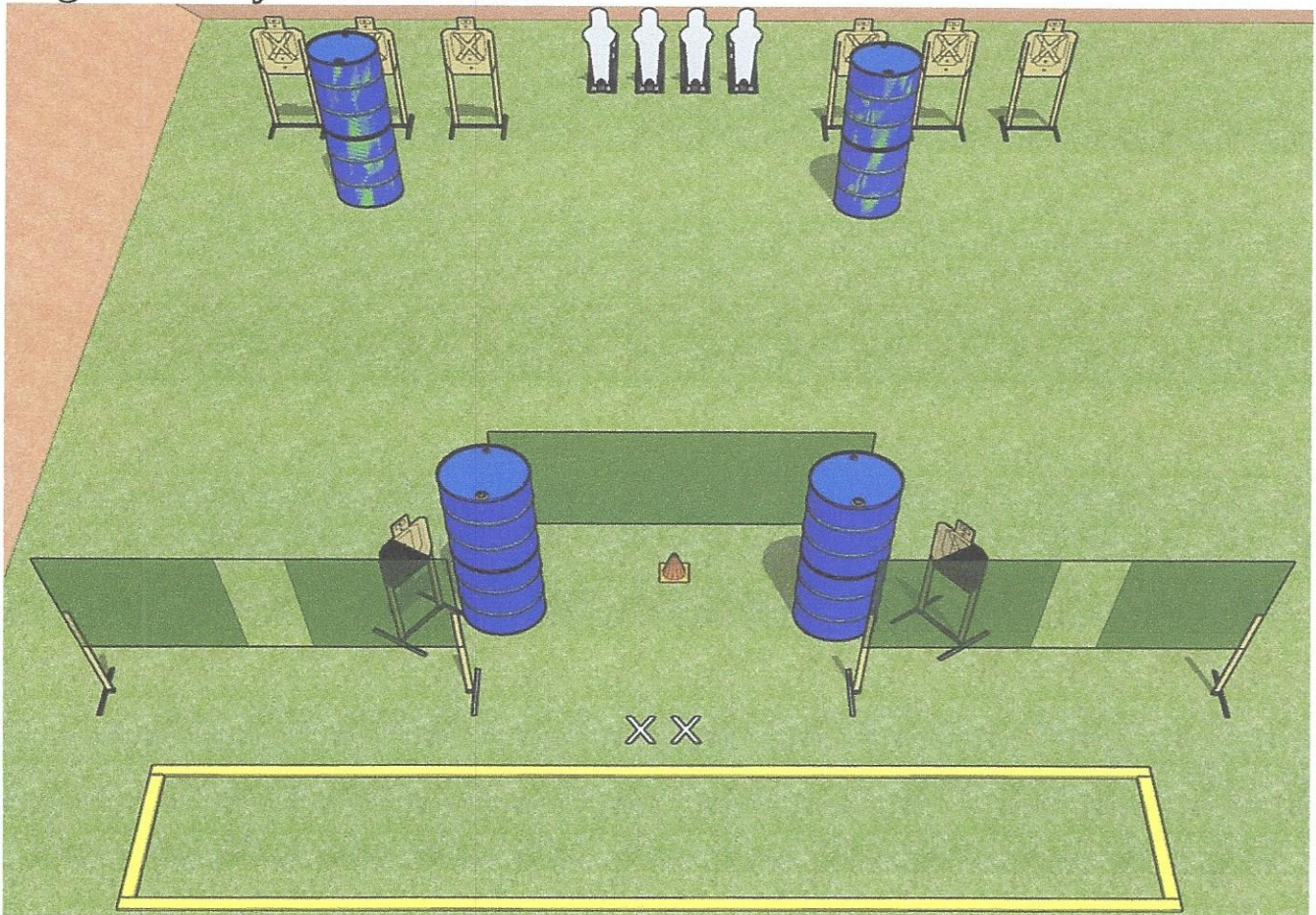
Dont Shoot Twice


Dont Shoot Twice is a **20** round, **100** point **Comstock** course of fire. There are **8** metric targets and **4** poppers. The best **2** hits per target will score, steel must fall to score. The start signal is Audible.

The start position is standing **outside** the shooting area, facing down range, heels touching X marks. Wrists below belt. Handgun is **loaded** and **holstered**.

PCC start position is standing **outside** the shooting area, facing down range. Stock on belt, muzzle pointed down range. Heels touching X marks. **Loaded** carbine **held in both hands with safety on**.

On the audible start signal, from within the shooting area, engage all targets as they become visible.

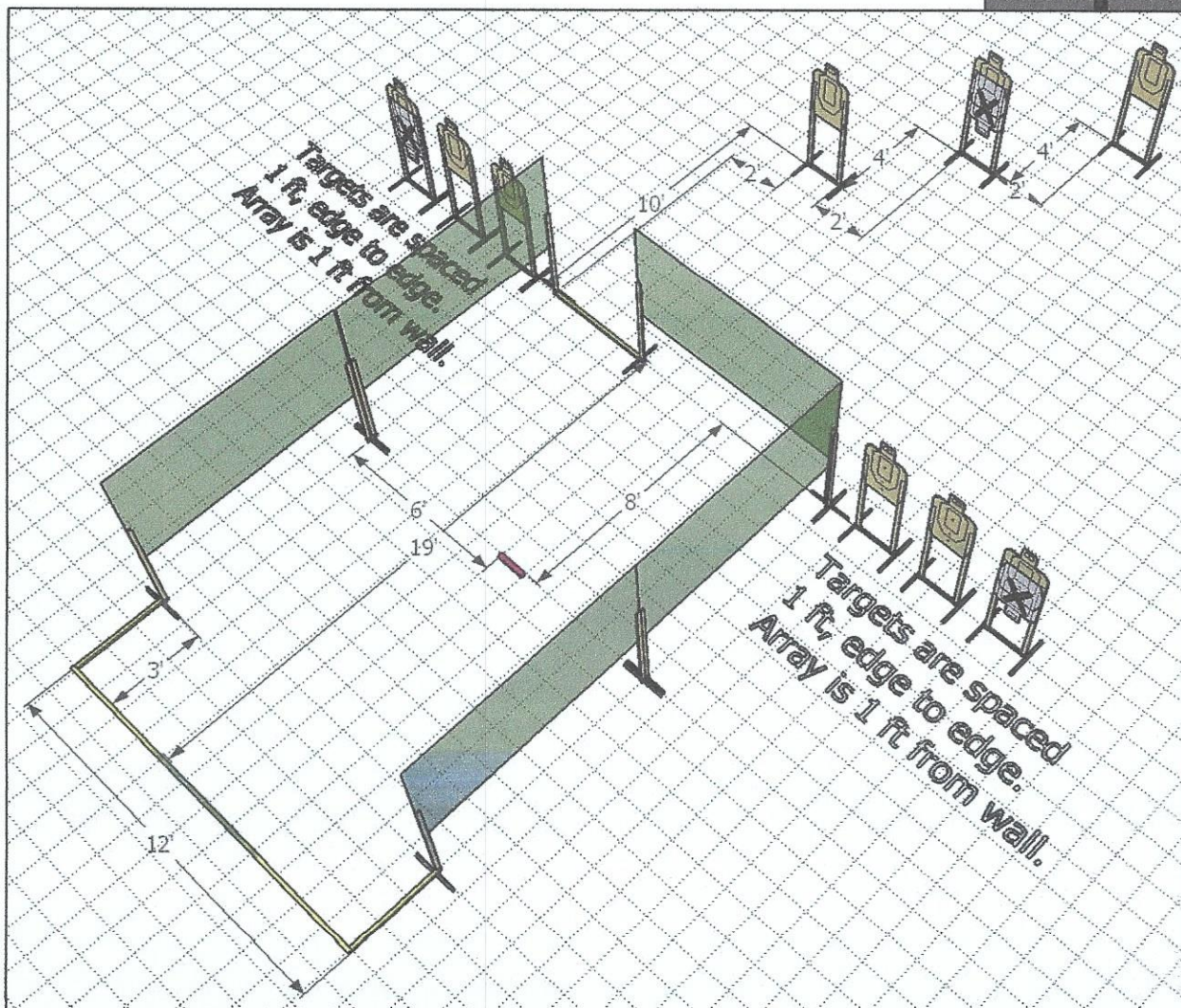
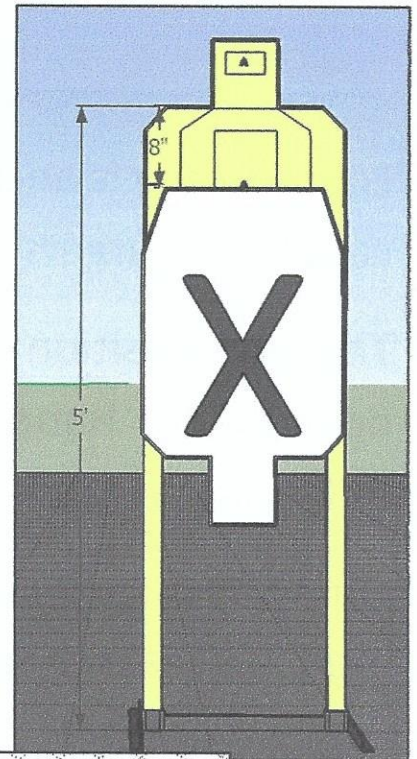





Set-up Notes

- The shooting area is 12 ft wide by 19 ft long
- The walls are 8 ft long
- The start stick is 1 ft in length, it is centered 8 ft back from forward wall and 6 ft over from side wall
- Right and left targets are 1 ft off the side walls and 1 ft apart edge to edge
- The left-side edge of the first downrange target is 2 ft over from right side wall (center of the forward 4 ft fault line)
- The targets are 2 ft apart edge to edge and 4 ft back from each other
- The no-shoots are 8 inches down from top of shoulder, targets are 5 feet at shoulders

Scoring questions - With the last three targets engaged must ONLY be engaged Weak Hand Only rule must be applied (10.2.8). 10.2.8.3 - Using the other hand on a barricade or another prop to increase stability while firing shots.





Written Stage Briefing

Lefty Loosey is an 18 round Comstock course. There are 9 USPSA cardboard targets.

The start position is both feet touching start stick, facing downrange. Handgun is loaded and holstered, wrists below belt. PCC is loaded with safety on, held in both hands, stock on belt.

On audible start signal, engage targets from within the shooting area. The last **three** targets must **ONLY** be engaged *weak hand only*.

Are there any questions? You have five minutes to inspect the stage.

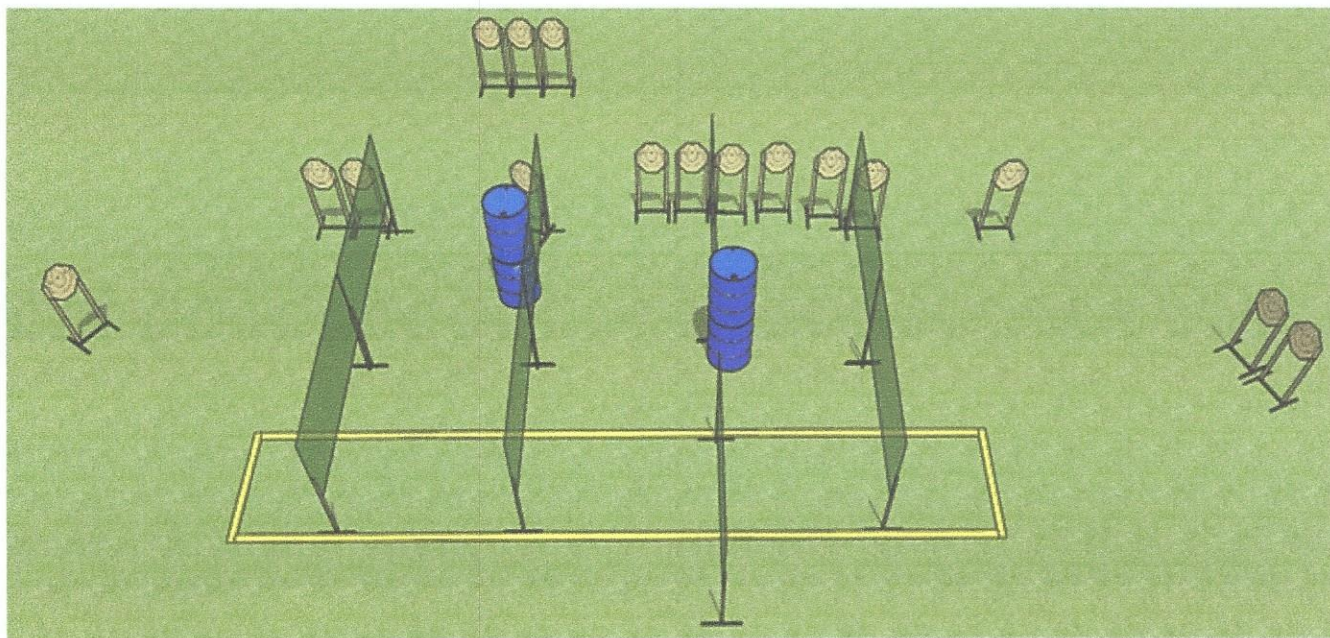
Turtle Massacre

Turtle Massacre is a 32 round, 160 point **Comstock** course of fire. There are 16 classic targets. The best 2 hits per target will score.

The start position is standing **outside** the shooting area, facing **down** range with wrists **below belt**, toes touching X marks. Handgun is **UNLOADED** and **holstered**.

PCC start position is standing **outside** the shooting area, facing down range, **toes** touching X marks. Stock on belt, muzzle pointed down range, **UNLOADED** carbine **held in both hands**.

On the audible start signal, from within the shooting area, engage all targets as they become visible.



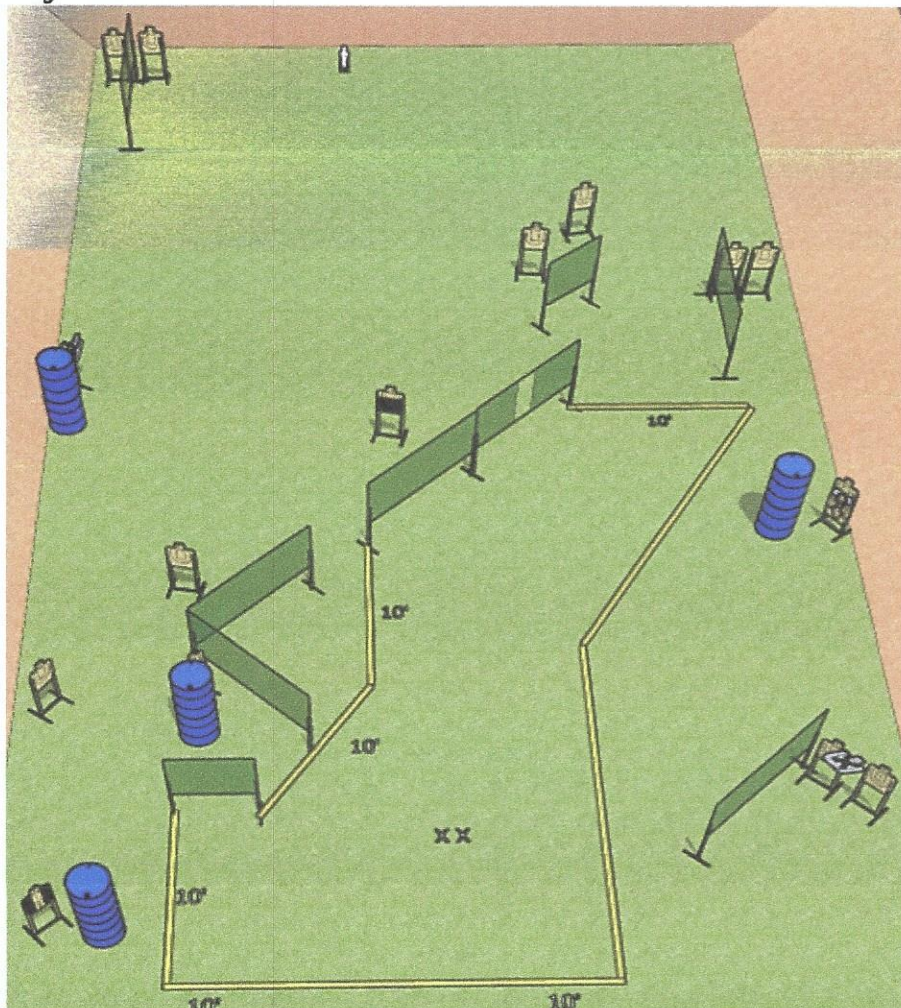
The Entire Bay

The Entire Bay is a 33 round, 165 point **Comstock** course of fire. There are 16 metric targets and 1 mini popper. The best 2 hits per target will score, steel must fall to score.

The start position is standing **inside** the shooting area, facing **down** range with wrists **below belt**, **toes** touching **X** marks. Handgun is **loaded** and **holstered**.

PCC start position is standing **inside** the shooting area, facing down range, **toes** touching **X** marks. Stock on belt, muzzle pointed down range, **loaded** carbine **held in both hands with safety on**.

On the audible start signal, from within the shooting area, engage all targets as they become visible.



Two's Company

Two's Company is a 33 round, 165 point **Comstock** course of fire. There are 14 metric targets and 5 mini poppers. The best 2 hits per target will score, steel must fall to score.

The start position is standing **inside** the shooting area, facing **down** range with wrists **below belt**, **feet** covering X marks. Handgun is **loaded** and **holstered**.

PCC start position is standing **inside** the shooting area, facing down range, **feet** covering X marks. Stock on belt, muzzle pointed down range, **loaded** carbine **held in both hands with safety on**.

On the audible start signal, from within the shooting area, engage all targets as they become visible.

